

Think Ahead

**ACCA**

# Prepare to pass

A guide to help  
you if you are  
studying

Management  
Accounting

**FMA**

# Prepare to pass

Welcome to your guide helping you to study for your FMA exam

## Why use this guide?

- ✓ Structured approach to show you how to succeed
- ✓ Signposted resources and how to use them
- ✓ Tips for success to help you through your studies
- ✓ Interactive clickable checklists to keep you on track

This guide is applicable for exams from September 2017 to August 2018.

## Sections

Getting started 03

### Stages of study

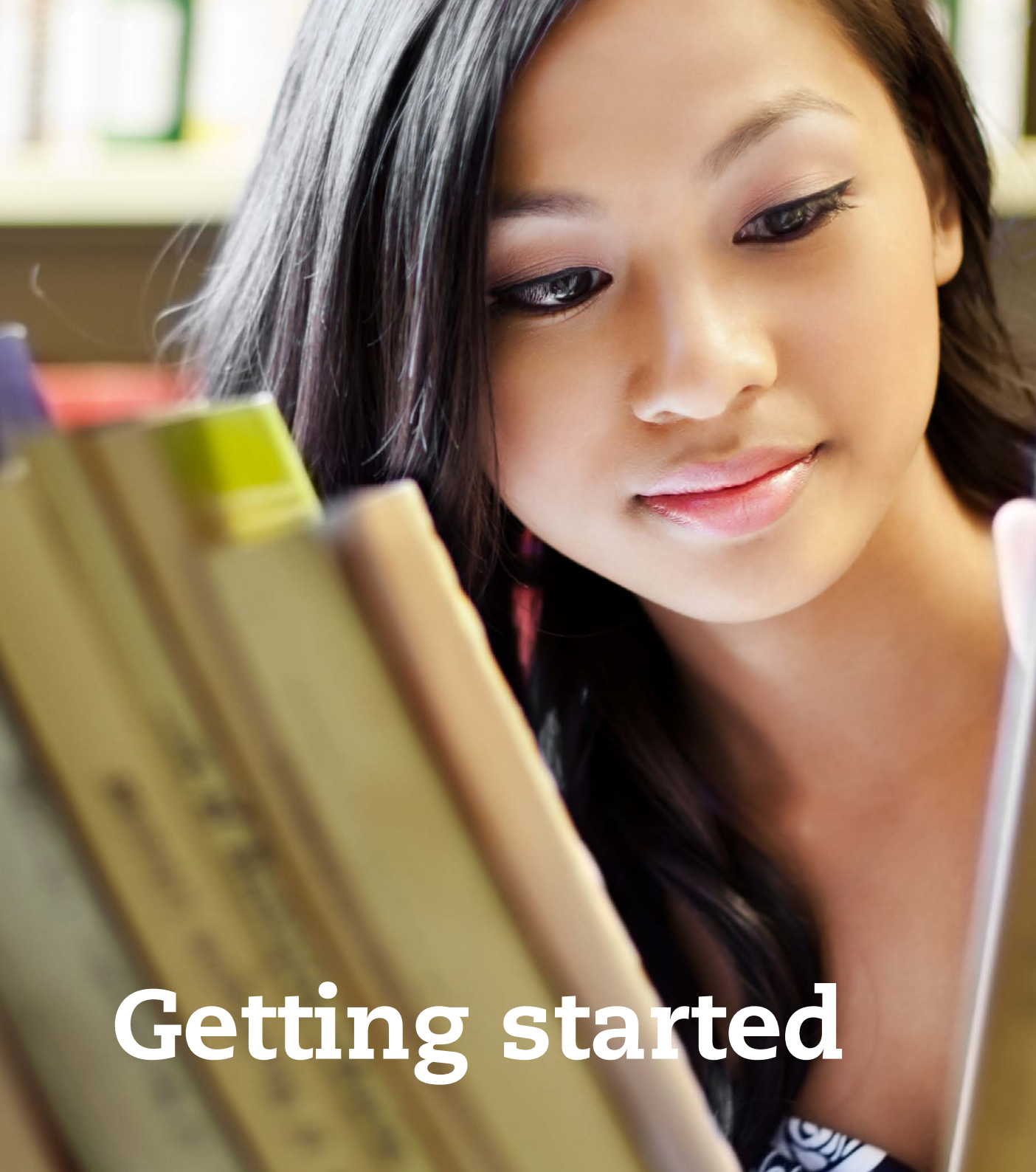
Learning phase 10

Revision phase 16

Final preparation 20

The exam 22

Appendix – Links 24



# Getting started

GETTING  
STARTED

LEARNING  
PHASE

REVISION  
PHASE

FINAL  
PREPARATION

THE EXAM

APPENDIX  
- LINKS

## Your checklist

- Enter for your exam
- Buy an Approved Content Provider study text and question & answer bank
- Draw up your study plan
- Get to know your exam

## Getting started – Tips for success

We strongly recommend that you buy an FMA [Approved Content Provider](#) Study Text and Question and Answer Bank to ensure exam success. These provide:

- the most up to date content and syllabus coverage
- tests, quizzes and other support designed to help you prepare for your exam
- past exam questions updated for changes to the syllabus, question style and exam format as well as practice questions and answers and full mock exams to ensure you are fully prepared for your exam

You may want to consider attending a face to face or online tuition course with one of ACCA's [Approved Learning Providers](#) for all or part of your studies or signing up for [ACCA-X](#) for all or part of your learning.



**Students who use approved content materials are more likely to pass than those who don't.**



### Tips for success

- ✓ In most places you can now take FMA by our flexible on-demand CBEs. Search for a local [on-demand CBE centre](#) using our centre list and contact them directly to book your exam on a date that suits you.
- ✓ Use the [ACCA Learning Community](#) to link up with fellow students around the world studying the same exam as you – get tips, join discussions and share ideas and advice. You can also access live Q&A sessions and presentations.
- ✓ Spend some time familiarising yourself with the free resources available via the [exam resource finder](#) on the [student section](#) of the ACCA website – we will provide you with specific guidance on when and how to use these resources during the relevant stages of study.
- ✓ Remember to personalise your edition of [Student Accountant](#) so you receive FMA specific information as you need it.
- ✓ If you think you could benefit from building your English language skills to help you succeed in your exam take a look at the [BPP English Language support for ACCA](#) which is a free online programme specifically designed to support you through your exams.

## Getting started – Draw up your study plan

	Monday	Tuesday	Wednesday	Thursday	Friday	Saturday	Sunday
Week 1	Monday	Tuesday	Wednesday	Thursday	Friday	Saturday	Sunday
Week 2	Monday	Tuesday	Wednesday	Thursday	Friday	Saturday	Sunday
Week 3	Monday	Tuesday	Wednesday	Thursday	Friday	Saturday	Sunday
Week 4	Monday	Tuesday	Wednesday	Thursday	Friday	Saturday	Sunday
Week 5	Monday	Tuesday	Wednesday	Thursday	Friday	Saturday	Sunday
Week 6	Monday	Tuesday	Wednesday	Thursday	Friday	Saturday	Sunday
Week 7	Monday	Tuesday	Wednesday	Thursday	Friday	Saturday	Sunday
Week 8	Monday	Tuesday	Wednesday	Thursday	Friday	Saturday	Sunday
Week 9	REVISION						
Week 10	REVISION						
Week 11	REVISION						
Week 12	REVISION AND FINAL PREPARATION						

Evening study period
  Daytime study period
  Other commitments

## Study plan checklist

- Calculate the number of weeks from now until your exam date and draw up a plan – see the example to the left and a possible proforma for you to use on page 7
- You may need to add or take away weeks depending on your own circumstances
- Block out days/half days/evenings already committed to family/social events
- Plan study periods – evenings/half days/full days, aiming for roughly one evening/half day per chapter of your study text
- If possible leave a four week period for the revision and final preparation phases

## Getting started – Draw up your study plan



### Tips for success

#### When drawing up your study plan

- ✓ Be realistic and consider when you are best able to study – maybe early mornings work better for you or perhaps shorter study periods more often.
- ✓ Once you have prepared your plan stick to it!
- ✓ Consider building in an extra study period after every few chapters to review and consolidate your learning.
- ✓ Take a 5 – 10 minute break every hour to help maintain your motivation and concentration.
- ✓ Use this plan whether you intend to self-study through all the phases or mix with some tuition from an [Approved Learning Provider](#).



**Students who use ACCA's learning support resources achieve higher pass rates than those who don't.**

## Getting started – Your study plan

Print out and write down when you will study, relax and revise!

	Monday	Tuesday	Wednesday	Thursday	Friday	Saturday	Sunday
Week 1							
Week 2							
Week 3							
Week 4							
Week 5							
Week 6							
Week 7							
Week 8							
Week 9	REVISION						
Week 10	REVISION						
Week 11	REVISION						
Week 12	REVISION AND FINAL PREPARATION						

Evening study period
  Daytime study period
  Other commitments

Colour boxes in your preferred highlighter colours.

## Getting started – Get to know your exam

- Review the [syllabus and study guide](#) ➤ This gives you an understanding of the aims and objectives of the exam, learning outcomes and exam structure

---
- Scan the FMA [specimen exam](#) ➤ The specimen exam provides you with a clear picture of how FMA will be assessed and how the exam is structured as well as the likely style and range of questions that you could see in the real exam

---
- Review the [examining team's guidance](#) ➤ Using these resources at the start of your studies will help you understand the focus of the exam by concentrating on the exam structure, question style, exam technique and tips as well as pitfalls to avoid – see extracts from the examiner's approach article over the page

---
- Review the [examiner's reports from the last four sittings](#) ➤ These provide feedback on students' performance after each exam session, highlight problem areas that students need to improve on and tell you what the examining teams are looking for; these are critical to your success in passing FMA – and take a quick look at [F2 – A guide to using the examiner's reports](#) (also applicable to FMA) for an overview of some of the most common challenges students face

---
- View the study support video [Paper F2/FMA MTQ advice](#) ➤ View this video for pointers to some of the key skills you will need to pass FMA as well as more information about the exam structure and exam technique

---
- Scan the [exam technique and syllabus updates articles](#) ➤ The articles here cover answering multiple-choice questions, computer-based exam technique and how to prepare for knowledge modules exams – you will need to come back to these during the revision phase but they will provide you with guidance that will be helpful in attempting questions throughout the learning phase

---
- Familiarise yourself with the [maths table](#) ➤ You will be provided with this document in the exam and so you will not need to learn these formulae

---



## Getting started – What the examiner has said about FMA (extracts from the examiner's approach article)

### Comments on CBE and paper based exams:

**In section A the worst answered questions were calculation based.** Calculation questions accounted for approximately 46% of section A questions, and as usual were answered worse than the narrative based questions. Seven out of the 10 worst answered section A questions were calculation based in the January to June 2015 diet.

There was little difference in performance between section B calculation and narrative questions.



### Future candidates are advised to:

- ✓ Study the whole syllabus, because the exam will cover the full syllabus.
- ✓ **Practise as many multiple choice questions as possible.**
- ✓ Study the whole syllabus, because the exam will cover the full syllabus.
- ✓ Practise as many questions as possible.
- ✓ Read questions very carefully in the examination.
- ✓ Try to attempt the 'easy' examination questions first.
- ✓ Not to spend too much time on apparently 'difficult' questions.
- ✓ **Attempt all questions in the examination (there are no negative marks for incorrect answers).**
- ✓ Read previous Examiner's Reports.
- ✓ For paper exam, present section B answers as tidily as possible.



### Common problems with section B questions included the following:

- ✗ A poor understanding of purchases budgets, particularly the effect of production levels on purchases.
- ✗ An inability to calculate and explain fixed production overhead expenditure, volume, capacity and efficiency variances.
- ✗ An imprecise knowledge of value for money concepts, particularly economy and efficiency.





# Learning phase

## Your checklist

- Work through the control sheet which has been designed to give you a structured approach to your learning phase to ensure you:
  - gain the knowledge you need; and
  - learn how to apply that knowledge to pass the exam

## Learning phase – Get the most out of your control sheet

“

**Students who use ACCA’s learning support resources achieve higher exam scores than those who don’t.**

”

### Use the control sheet relevant to the Approved Content Provider’s materials you have purchased:

- ✓ Becker Professional Education – page 13
- ✓ BPP Learning Media – page 14
- ✓ Kaplan Publishing – page 15

### Tick the box **Content** in the control sheet once you have:

- ✓ Read through the introduction to the chapter
- ✓ Actively read and understood each chapter’s content
- ✓ Noted any additional commentary and exam focus tips provided
- ✓ Worked through and understood examples and illustrations of concepts given

### Tick the box **Quiz/Test** in the control sheet once you have:

- ✓ Attempted the quiz at the end of the chapter (if you are using Becker or BPP material) or the test your understanding questions throughout the chapter (if you are using Kaplan material)

### Tick the box **Questions** in the control sheet once you have:

- ✓ Attempted the questions referred to in the Question Bank (if you are using Becker or BPP materials) or the practice questions at the end of the text (if you are using Kaplan materials)

### Tick the box **ACCA related resources** in the control sheet once you have:

- ✓ Read / viewed the related ACCA article(s) / video(s) signposted
- ✓ Note that ACCA produces new articles and videos throughout the year and so you should always check the [technical articles](#) page on the website to ensure you have seen all of the related resources

# Learning phase – Tips for success



## Tips for success

- ✓ Actively read the material – ask yourself ‘do I understand this?’ If not re-read and re-work examples – if you still struggle, make a note and come back to it.
- ✓ Scan headings before going into the detail to give you an idea of the content first and consider highlighting, underlining, making notes, drawing pictures or mind maps – whatever helps you to remember.
- ✓ Consider using the additional resources provided by the [Approved Content Providers](#) including for example passcards or pocket notes to help you remember the key knowledge areas.
- ✓ Always work through the questions signposted – it is vital that you practise questions throughout the learning phase as this will ensure that you are applying the knowledge you learn as you progress.
- ✓ Make sure you use the ACCA resources to help your understanding – these give you real insight to help you in your exam.
- ✓ If you find you are not covering all of the material in each study period, build some extra time into your study plan – everyone works at a different pace.
- ✓ Keep an eye on [Student Accountant](#) for any relevant articles.
- ✓ Visit the [ACCA Learning Community](#) regularly to view new video content and to join online study events.
- ✓ If you are planning to complete the CAT qualification there are practical experience requirements ([FPER](#)) that you need to achieve in addition to passing your exams. If you plan to progress on to the ACCA qualification you will also need to complete practical experience ([PER](#)) objectives associated with specific syllabus areas – so, you should try to gain experience whenever possible alongside your studying, as this will help you to put your studies into a workplace context and reinforce what you have learned.
- ✓ Try to read a good quality business journal or newspaper regularly and use this to help bring your studies to life by linking your learning into what you are reading.

# Learning phase – Control sheet for Becker Professional Education

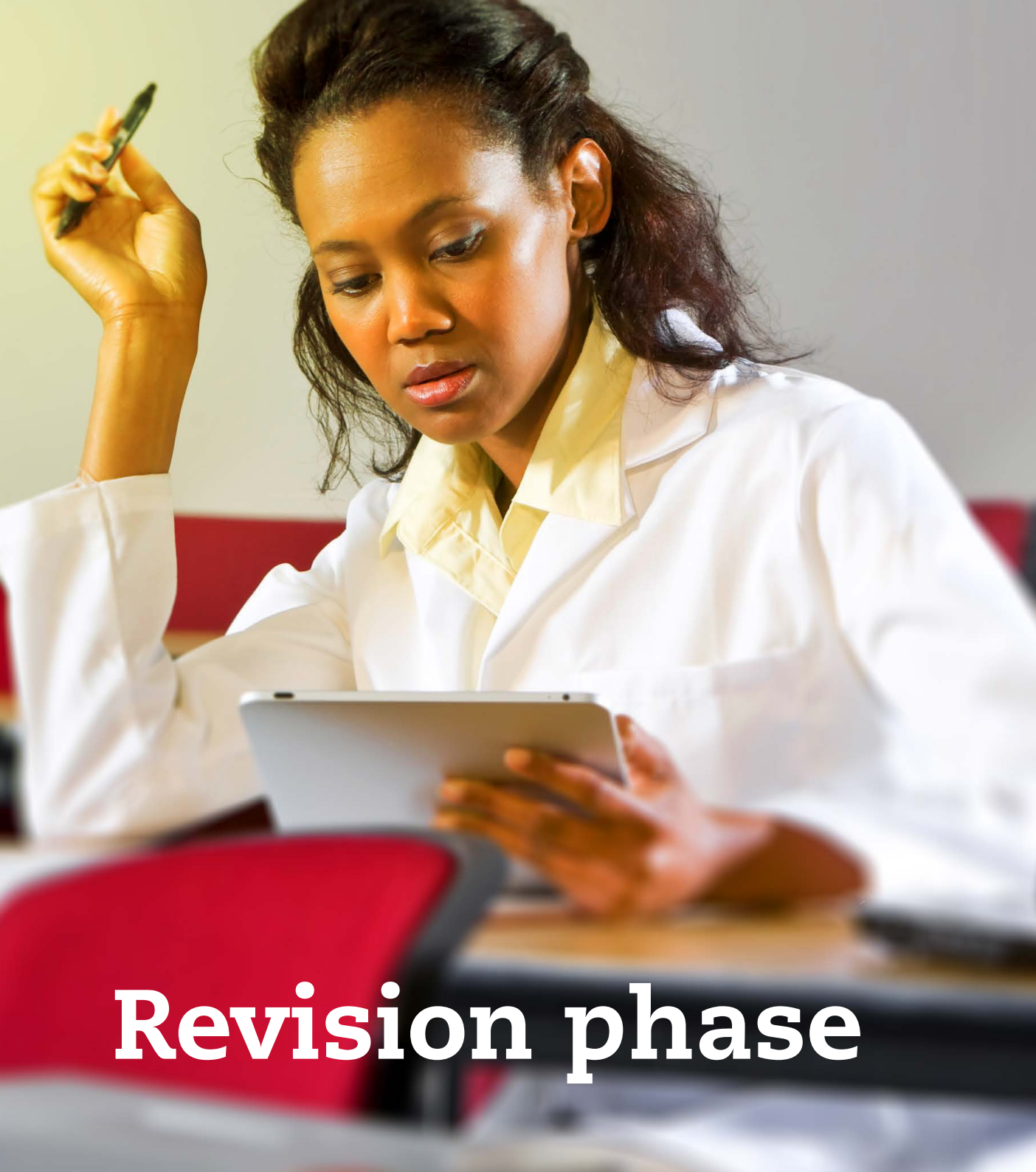
Chapter	Content	Quiz/Test	Questions	ACCA related resources
	✓ tick the boxes below when complete			
Introduction				
1 Accounting for management				
2 Sources of data				
3 Cost classification				
4 Presenting information				<ul style="list-style-type: none"> <li>• Effective presentation and communication of information using charts</li> </ul>
5 Accounting for materials				<ul style="list-style-type: none"> <li>• Inventory control</li> </ul>
6 Accounting for labour				<ul style="list-style-type: none"> <li>• Study support video – Accounting for labour</li> </ul>
7 Accounting for overheads				<ul style="list-style-type: none"> <li>• Fixed overhead absorption</li> <li>• Re-apportionment of service cost centre costs</li> </ul>
8 Absorption and marginal costing				
9 Job, batch and service costing				
10 Process costing				<ul style="list-style-type: none"> <li>• Process costing</li> </ul>
11 Alternative costing principles				
12 Budgeting – nature, purpose and behavioural aspects				
13 Statistical techniques				
14 Budget preparation				<ul style="list-style-type: none"> <li>• Cash budgets</li> </ul>
15 Flexible budgets, budgetary control and reporting				
16 Standard costing and variance analysis				
17 Capital budgeting and discounted cash flows				
18 Performance measurement				
19 Further aspects of performance management				<ul style="list-style-type: none"> <li>• Ratio analysis</li> </ul>

## Learning phase – Control sheet for BPP Learning Media

Chapter	Content	Quiz/Test	Questions	ACCA related resources
	✓ tick the boxes below when complete			
Introduction				
1 Accounting for management				
2 Sources of data				
3 Cost classification				
4 Cost behaviour				
5 Presenting information				<ul style="list-style-type: none"> <li>• Effective presentation and communication of information using charts</li> </ul>
6 Accounting for materials				<ul style="list-style-type: none"> <li>• Inventory control</li> </ul>
7 Accounting for labour				<ul style="list-style-type: none"> <li>• Study support video – Accounting for labour</li> </ul>
8 Accounting for overheads				<ul style="list-style-type: none"> <li>• Fixed overhead absorption</li> </ul>
9 Absorption and marginal costing				
10 Job, batch and service costing				<ul style="list-style-type: none"> <li>• Re-apportionment of service cost centre costs</li> </ul>
11 Process costing				<ul style="list-style-type: none"> <li>• Process costing</li> </ul>
12 Process costing, joint products and by-products				
13 Alternative costing principles				
14 Forecasting				
15 Budgeting				
16 The budgetary process				<ul style="list-style-type: none"> <li>• Cash budgets</li> </ul>
17 Making budgets work				
18 Capital expenditure budgeting				
19 Methods of project appraisal				
20 Standard costing				
21 Cost variances				<ul style="list-style-type: none"> <li>• Fixed overhead absorption</li> </ul>
22 Sales variances and operating statements				
23 Performance measurement				<ul style="list-style-type: none"> <li>• Ratio analysis</li> </ul>
24 Applications of performance measurement				

## Learning phase – Control sheet for Kaplan Publishing

Chapter	Content	Quiz/Test	Questions	ACCA related resources
✓ tick the boxes below when complete				
Introduction				
1 Accounting for management				
2 Sources of data				
3 Presenting information				<ul style="list-style-type: none"> <li>• Effective presentation and communication of information using charts</li> </ul>
4 Cost classification				
5 Accounting for materials				<ul style="list-style-type: none"> <li>• Inventory control</li> </ul>
6 Accounting for labour				<ul style="list-style-type: none"> <li>• Study support video – Accounting for labour</li> </ul>
7 Accounting for overheads				<ul style="list-style-type: none"> <li>• Fixed overhead absorption</li> <li>• Re-apportionment of service cost centre costs</li> </ul>
8 Absorption and marginal costing				
9 Job, batch and process costing				<ul style="list-style-type: none"> <li>• Process costing</li> </ul>
10 Service and operation costing				
11 Alternative costing principles				
12 Statistical techniques				
13 Budgeting				<ul style="list-style-type: none"> <li>• Cash budgets</li> </ul>
14 Capital budgeting				
15 Standard costing				
16 Performance measurement techniques				<ul style="list-style-type: none"> <li>• Ratio analysis</li> </ul>
17 Performance measurement in specific situations				
18 Spreadsheets				



# Revision phase

## Your checklist

- Revisit areas you struggled with during the learning phase
- Ensure you are confident with the knowledge needed to pass the exam
- Make sure you are able to apply that knowledge in questions



## Revision phase – Question practice

- Exam-standard question practice is vital now
- Work through as many questions as possible and all mock exams included in the [Approved Content Provider](#) question and answer banks – remember these are best for question practice as they include past exam questions updated for syllabus and format changes
- Work through the [specimen exam](#) (either CBE or paper based, whichever is relevant for you) – this will provide you with a clear picture of what the exam will look like making sure you know what to expect on the day



### Tips for success

- ✓ Consider blocking time in your study plan for specific questions or mock exams to ensure you cover everything.
- ✓ Don't be afraid to attempt questions you have already done – especially the ones you found tricky first time round.
- ✓ It is really important that you do some questions in full, to exam time – time management is often an issue and the more you prepare yourself the better you will perform in the exam.
- ✓ To keep motivation high, break some questions into individual parts, write plans or notes for some parts and do others in full.
- ✓ Work through the answers carefully – pay attention to areas you got wrong and understand where you went wrong – it is better to do a few questions well than lots of questions badly.
- ✓ Try not to look at the answers before really attempting the question – you won't be able to do this in the real exam!

## Revision phase – Key resources

- Review the [examining team's guidance](#) again in the context of what you have learnt
- Remind yourself of areas that students often struggle with and obtain tips on how to ensure you do not make the same mistakes by reviewing the [examiner's reports](#) from the last four sittings again, this time working through the [F2 – A guide to using the examiner's reports](#) (also applicable to FMA) to really benefit from the valuable advice provided
- View the study support video referred to in your control sheet again as well as the video [Paper F2/FMA MTQ](#) – this time focussing on exam technique
- Read the [exam technique and syllabus updates articles](#) – this time linking into what you have learnt
- Make sure you read the [study skills articles in Student Accountant](#) covering topics such as how to overcome exam anxiety as well as checking the [Student Accountant Hub](#) for any new technical articles related to FMA



**Students who use 5 minutes with the examining team videos are more likely to pass than those who don't.**



### Tips for success

- ✓ Don't give up easily – if you really cannot understand something then consider posting a question on the [ACCA Learning Community](#) – if you found it difficult so will others.
- ✓ Don't miss the [specimen exam](#) – this is a full example of the exam available for both paper and CBE format and replicates the exam environment - attempt in full to time.
- ✓ Think about purchasing a [Practice Test](#) – practice makes perfect and, even better, you get personalised feedback diagrams highlighting your strengths and weaknesses, so you can refine your revision. See the [Practice tests video](#) on the student section of the website for more information on how useful these can be for your revision.

## Revision phase – What the examiner has said about FMA (extract from the December 2016 examiner's report)

### Comments on section B:

Section B contains 3 questions, one from each of syllabus areas C Budgeting, D Standard Costing and E Performance Measurement. This approach will continue in future papers. The balance of MCQ questions in section A reflects this weighting so as to preserve the overall balance of the paper. The pilot paper reflects the weightings and this balance of questions will be used in future papers.

#### Future candidates are advised to:

- Study the whole syllabus, because the paper will cover the full syllabus
- Practise as many multiple choice questions as possible
- Read questions very carefully in the examination
- Ensure that their calculations are complete before selecting their answer to multiple choice questions
- Try to attempt the 'easy' examination questions first
- Not to spend too much time on apparently 'difficult' questions
- Attempt all questions in the examination (there are no negative marks for incorrect answers)
- Present section B answers as tidily as possible and ensure that all parts of the question are answered (written paper candidates only)
- Read previous Examiner's Reports.

“

**Students who use examiners' reports are more likely to pass than those who don't.**

”

“

**Students who use ACCA's learning support resources achieve higher exam scores than those who don't.**

”

”



# Final preparation

## Your checklist

- You are clear on the knowledge you need to pass the exam as well as how to apply that knowledge
- You have the skills you need to pass the exam – eg time management

## Ensure you are familiar with:

- the exam format
- the style of questions
- the way the marks are allocated
- what specific syllabus areas are likely to be tested and in which questions

## Final preparation – Tips for success

### “ An extract from the syllabus and study guide for FMA / F2:

The syllabus for Paper FMA/F2, Management Accounting, introduces candidates to elements of management accounting which are used to make and support decisions.

The syllabus starts by introducing the nature, the source and purpose of cost accounting and the costing techniques used in business which are essential for any management accountant. The syllabus then looks at the preparation and use of budgeting and standard costing and variance analysis as essential tools for planning and controlling business costs.

The syllabus concludes with an introduction to measuring and monitoring the performance of an organisation.

”

### “ An extract from the FMA / F2 specimen exam answer:

#### Section A

$$17 \text{ A } \begin{aligned} \text{Variable production cost per unit} \\ &= (15,120 - 11,280) / (10,000 - 6,000) \\ &= 3,840 / 4,000 = \$0.96 \end{aligned}$$

$$\begin{aligned} \text{Fixed cost} &= 11,280 - (6,000 \times 0.96) \\ &= \$5,520 \end{aligned}$$

$$85\% \text{ capacity} = 8,500 \text{ units.}$$

$$\begin{aligned} \text{Flexible budget allowance for 8,500 units} \\ &= \$5,520 + (8,500 \times 0.96) = \$13,680 \end{aligned}$$

$$18 \text{ C } \begin{aligned} \text{At 13\% NPV should be } - 10 \text{ Using} \\ \text{interpolation: } 10\% + (50/60) (13\% - 10\%) \\ &= 12.5\% \end{aligned}$$

”

“

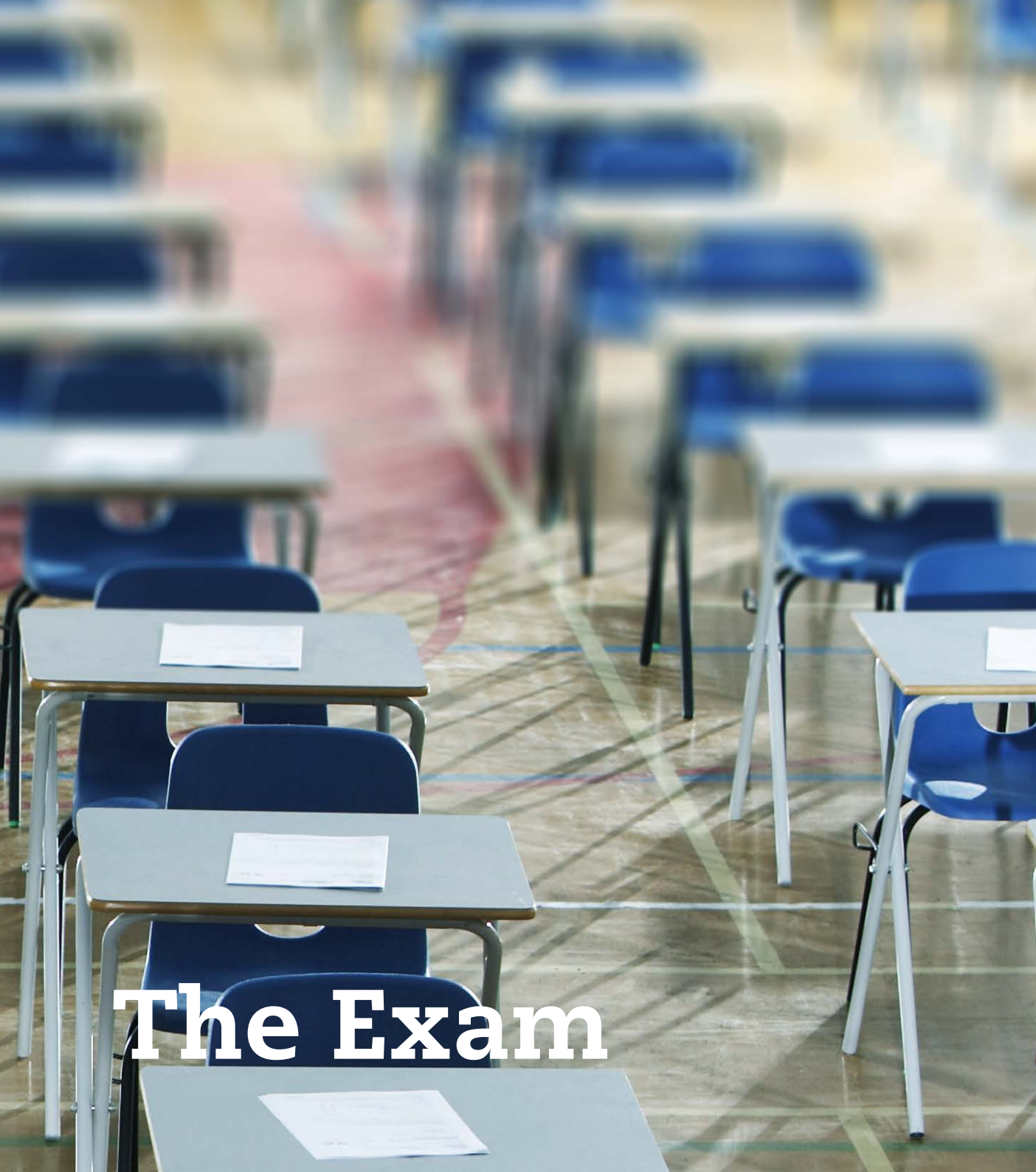
Students who use specimen resources are more likely to pass than those who don't.

”



### Tips for success

- ✓ Go over questions again that you found difficult during the revision phase and make sure you attempt at least one mock again in full to time.
- ✓ If you are unsure about the exam format, the style of questions or what specific syllabus areas are likely to be tested in which questions, read the [syllabus and study guide](#) again.
- ✓ If you are not sure about how the marks are allocated review the [specimen exam](#) again.



# The Exam

## Your checklist

- Make sure you are ready to walk into your exam



## Tips for success

**Very few students enjoy taking exams but there are things you can do to make the experience less stressful!**

- ✓ Identify where the CBE centre (if you have entered for the computer based exam) or exam hall (if you have entered for the paper based exam) is.
- ✓ Plan your route to the CBE centre or exam hall, considering the time of day you will be travelling and any potential issues.
- ✓ Have in place a back-up plan in case of traffic problems or public transport delays.
- ✓ Ensure you have all the equipment you need for the exam (black pens, calculator etc).
- ✓ Don't forget to take your exam docket with you as well as your student identification.
- ✓ Eat properly before you leave for the exam.
- ✓ Sleep properly – do not spend the night before doing last minute late night revision – you will perform so much better if you are alert and well rested (and in any case, last minute revision will only cause you to panic!).
- ✓ Try not to get into discussions with fellow students just before the exam about what might come up – again this will only cause you stress.

### Once the exam is over:

- ✓ Relax.
- ✓ Don't over analyse – you cannot change anything now!

Good  
Luck!

# Appendix – Links

GETTING  
STARTED

LEARNING  
PHASE

REVISION  
PHASE

FINAL  
PREPARATION

THE EXAM

APPENDIX  
– LINKS



## Appendix – Links

Page No.	Link	URL
04	Exam resource finder	<a href="http://www.accaglobal.com/gb/en/student/exam-support-resources.html">http://www.accaglobal.com/gb/en/student/exam-support-resources.html</a>
04	Student section	<a href="http://www.accaglobal.com/gb/en/student.html">http://www.accaglobal.com/gb/en/student.html</a>
04	BPP English Language support for ACCA	<a href="http://www.accaglobal.com/gb/en/student/exam-support-resources/bpp-english-language-course.html">http://www.accaglobal.com/gb/en/student/exam-support-resources/bpp-english-language-course.html</a>
04, 06	Approved Learning Provider(s)	<a href="http://www.accaglobal.com/gb/en/student/your-study-options/learning-providers.html">http://www.accaglobal.com/gb/en/student/your-study-options/learning-providers.html</a>
04	ACCA-X	<a href="http://www.accaglobal.com/gb/en/student/your-study-options/acca-x-online-courses-from-acca.html">http://www.accaglobal.com/gb/en/student/your-study-options/acca-x-online-courses-from-acca.html</a>
04	On-demand CBE centre	<a href="http://www.accaglobal.com/gb/en/student/exam-entry-and-administration/computer-based-exams/on-demand-cbes/booking-an-on-demand-cbe.html">http://www.accaglobal.com/gb/en/student/exam-entry-and-administration/computer-based-exams/on-demand-cbes/booking-an-on-demand-cbe.html</a>
04, 12	Student Accountant	<a href="http://www.accaglobal.com/gb/en/employer/supporting-trainees/sa-direct.html">http://www.accaglobal.com/gb/en/employer/supporting-trainees/sa-direct.html</a>
04, 12, 17	Approved Content Provider(s)	<a href="http://www.accaglobal.com/gb/en/learning-provider/learningproviders-alpc.html">http://www.accaglobal.com/gb/en/learning-provider/learningproviders-alpc.html</a>
04, 12, 18	ACCA Learning Community	<a href="https://learningcommunity.accaglobal.com">https://learningcommunity.accaglobal.com</a>
08	Maths table	<a href="http://www.accaglobal.com/gb/en/student/exam-support-resources/foundation-level-study-resources/fma/fma-exam-formulae-maths-tables.html">http://www.accaglobal.com/gb/en/student/exam-support-resources/foundation-level-study-resources/fma/fma-exam-formulae-maths-tables.html</a>
08, 17, 18, 21	Specimen exam	<a href="http://www.accaglobal.com/gb/en/student/exam-support-resources/foundation-level-study-resources/fma/fma-pilot-papers.html">http://www.accaglobal.com/gb/en/student/exam-support-resources/foundation-level-study-resources/fma/fma-pilot-papers.html</a>
08, 18	Examining team's guidance	<a href="http://www.accaglobal.com/gb/en/student/exam-support-resources/foundation-level-study-resources/fma/fma-examiners-reports.html">http://www.accaglobal.com/gb/en/student/exam-support-resources/foundation-level-study-resources/fma/fma-examiners-reports.html</a>
08, 18	Examiner's reports	<a href="http://www.accaglobal.com/gb/en/student/exam-support-resources/foundation-level-study-resources/fma/fma-examiners-reports.html">http://www.accaglobal.com/gb/en/student/exam-support-resources/foundation-level-study-resources/fma/fma-examiners-reports.html</a>
08, 18	Paper F2/FMA MTQ	<a href="http://www.accaglobal.com/gb/en/student/exam-support-resources/foundation-level-study-resources/fma/fma-technical-articles.html">http://www.accaglobal.com/gb/en/student/exam-support-resources/foundation-level-study-resources/fma/fma-technical-articles.html</a>
08, 18	Exam technique and syllabus updates guidance	<a href="http://www.accaglobal.com/gb/en/student/exam-support-resources/foundation-level-study-resources/fma/fma-technical-articles.html">http://www.accaglobal.com/gb/en/student/exam-support-resources/foundation-level-study-resources/fma/fma-technical-articles.html</a>
08, 18	F2 – A guide to using the examiner's reports	<a href="http://www.accaglobal.com/content/dam/ACCA_Global/Learning%20Providers/exam-reflection/Reflections-1st_F2-Management-Accounting-FORM.pdf">http://www.accaglobal.com/content/dam/ACCA_Global/Learning%20Providers/exam-reflection/Reflections-1st_F2-Management-Accounting-FORM.pdf</a>
08, 21	Syllabus and study guide	<a href="http://www.accaglobal.com/gb/en/student/exam-support-resources/foundation-level-study-resources/fma/fma-syllabus-study-guide.html">http://www.accaglobal.com/gb/en/student/exam-support-resources/foundation-level-study-resources/fma/fma-syllabus-study-guide.html</a>
11	Technical articles	<a href="http://www.accaglobal.com/gb/en/student/exam-support-resources/foundation-level-study-resources/fma/fma-technical-articles.html">http://www.accaglobal.com/gb/en/student/exam-support-resources/foundation-level-study-resources/fma/fma-technical-articles.html</a>
12	FPER	<a href="http://www.accaglobal.com/gb/en/student/practical-experience/practical-experience-foundation-level.html">http://www.accaglobal.com/gb/en/student/practical-experience/practical-experience-foundation-level.html</a>
12	PER	<a href="http://www.accaglobal.com/gb/en/student/practical-experience.html">http://www.accaglobal.com/gb/en/student/practical-experience.html</a>

## Appendix – Links

Page No.	Link	URL
13, 14, 15	Study support video – Accounting for labour	<a href="http://www.accaglobal.com/gb/en/student/exam-support-resources/fundamentals-exams-study-resources/f2/technical-articles.html">http://www.accaglobal.com/gb/en/student/exam-support-resources/fundamentals-exams-study-resources/f2/technical-articles.html</a>
13, 14, 15	Effective presentation and communication of information using charts	<a href="http://www.accaglobal.com/gb/en/student/exam-support-resources/foundation-level-study-resources/ma1/technical-articles1/effective-presentation.html">http://www.accaglobal.com/gb/en/student/exam-support-resources/foundation-level-study-resources/ma1/technical-articles1/effective-presentation.html</a>
13, 14, 15	Ratio analysis	<a href="http://www.accaglobal.com/gb/en/student/exam-support-resources/fundamentals-exams-study-resources/f2/technical-articles/ratio-analysis.html">http://www.accaglobal.com/gb/en/student/exam-support-resources/fundamentals-exams-study-resources/f2/technical-articles/ratio-analysis.html</a>
13, 14, 15	Fixed overhead absorption	<a href="http://www.accaglobal.com/gb/en/student/acca-qual-student-journey/qual-resource/acca-qualification/f2/technical-articles/overhead-absorption.html">http://www.accaglobal.com/gb/en/student/acca-qual-student-journey/qual-resource/acca-qualification/f2/technical-articles/overhead-absorption.html</a>
13, 14, 15	Re-apportionment of service cost centre costs	<a href="http://www.accaglobal.com/gb/en/student/acca-qual-student-journey/qual-resource/acca-qualification/f2/technical-articles/re-apportionment-of-service-cost-centre-costs.html">http://www.accaglobal.com/gb/en/student/acca-qual-student-journey/qual-resource/acca-qualification/f2/technical-articles/re-apportionment-of-service-cost-centre-costs.html</a>
13, 14, 15	Cash budgets	<a href="http://www.accaglobal.com/gb/en/student/acca-qual-student-journey/qual-resource/acca-qualification/f2/technical-articles/cash-budgets.html">http://www.accaglobal.com/gb/en/student/acca-qual-student-journey/qual-resource/acca-qualification/f2/technical-articles/cash-budgets.html</a>
13, 14, 15	Process costing	<a href="http://www.accaglobal.com/gb/en/student/acca-qual-student-journey/qual-resource/acca-qualification/f2/technical-articles/process-costing.html">http://www.accaglobal.com/gb/en/student/acca-qual-student-journey/qual-resource/acca-qualification/f2/technical-articles/process-costing.html</a>
13, 14, 15	Inventory control	<a href="http://www.accaglobal.com/gb/en/student/acca-qual-student-journey/qual-resource/acca-qualification/f2/technical-articles/stock-control.html">http://www.accaglobal.com/gb/en/student/acca-qual-student-journey/qual-resource/acca-qualification/f2/technical-articles/stock-control.html</a>
18	Student Accountant Hub	<a href="http://www.accaglobal.com/gb/en/student/sa.html">http://www.accaglobal.com/gb/en/student/sa.html</a>
18	Practice test	<a href="http://www.accaglobal.com/gb/en/student/exam-entry-and-administration/preparing-for-exams/practice-tests.html">http://www.accaglobal.com/gb/en/student/exam-entry-and-administration/preparing-for-exams/practice-tests.html</a>
18	Practice tests video	<a href="http://www.accaglobal.com/gb/en/student/exam-entry-and-administration/preparing-for-exams/practice-tests.html">http://www.accaglobal.com/gb/en/student/exam-entry-and-administration/preparing-for-exams/practice-tests.html</a>
18	Study skills articles in Student Accountant	<a href="http://www.accaglobal.com/gb/en/student/sa/study-skills.html">http://www.accaglobal.com/gb/en/student/sa/study-skills.html</a>

