

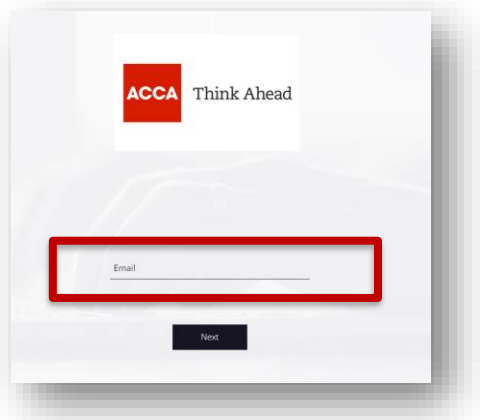
Tutor Practice Platform Access Guide

You will need to follow the steps below to access the **Pre-December 2022 Mocks** on the **Practice Platform**.

1. Go to the following URL:

<https://cbept.accaglobal.com/>

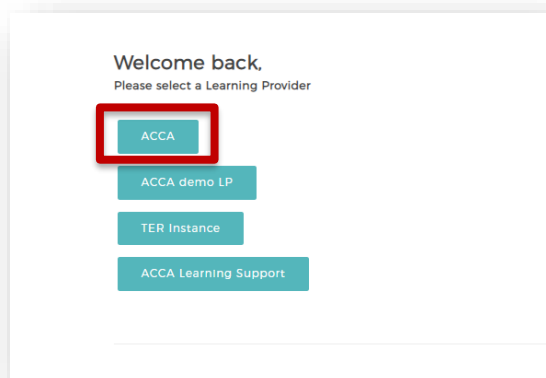
2. Enter your email address, click 'Next' and enter your password.



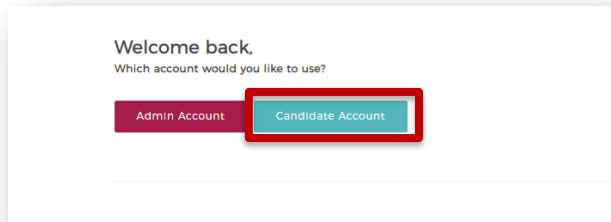
3. If you already have access to the Practice Platform via another learning provider, you will need to ensure you **log into the correct learning provider section**.

To check this, you may need to log in and log back out until you see a list of all the learning providers you are affiliated with. **Select ACCA**

If you do not have access to the Practice Platform via another learning provider, logging in will take you directly to the ACCA section, i.e. and you will not see a list like below.



4. Click 'Candidate Account'.



5. On the home page of the main candidate account view, the catalogue on the right-hand side includes all ACCA exams listed alphabetically. When you select an exam, it will expand the menu.

1. You should click on 'ACCA Official Resources'
2. Select 'Practice exams', here the Pre-December 2022 mock exams will be visible and ready for you to assign
3. To assign, click on the 'Assign' button
4. Once assigned, the mock will appear under your self-assigned materials

